




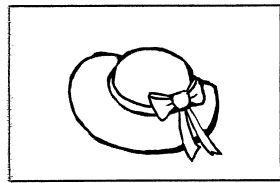


1. Circle the picture that rhymes with the name of the picture in the box.



2. Draw a line under the first word.

We are happy.

This is my book.

Did you play with her?

Draw a line under the last word.

Apples are sweet.

She was a nice girl.

How did you do it?

1. Circle the picture that shows this many things.

5



7



9



11



2. Add and then circle each one that does NOT make 10.

a.  $4 + 6 =$  \_\_\_\_\_

b.  $5 + 4 =$  \_\_\_\_\_

a.  $1 + 5 =$  \_\_\_\_\_

b.  $8 + 2 =$  \_\_\_\_\_

a.  $9 + 1 =$  \_\_\_\_\_

b.  $6 + 3 =$  \_\_\_\_\_

a.  $4 + 3 =$  \_\_\_\_\_

b.  $5 + 5 =$  \_\_\_\_\_

a.  $3 + 7 =$  \_\_\_\_\_

b.  $2 + 7 =$  \_\_\_\_\_